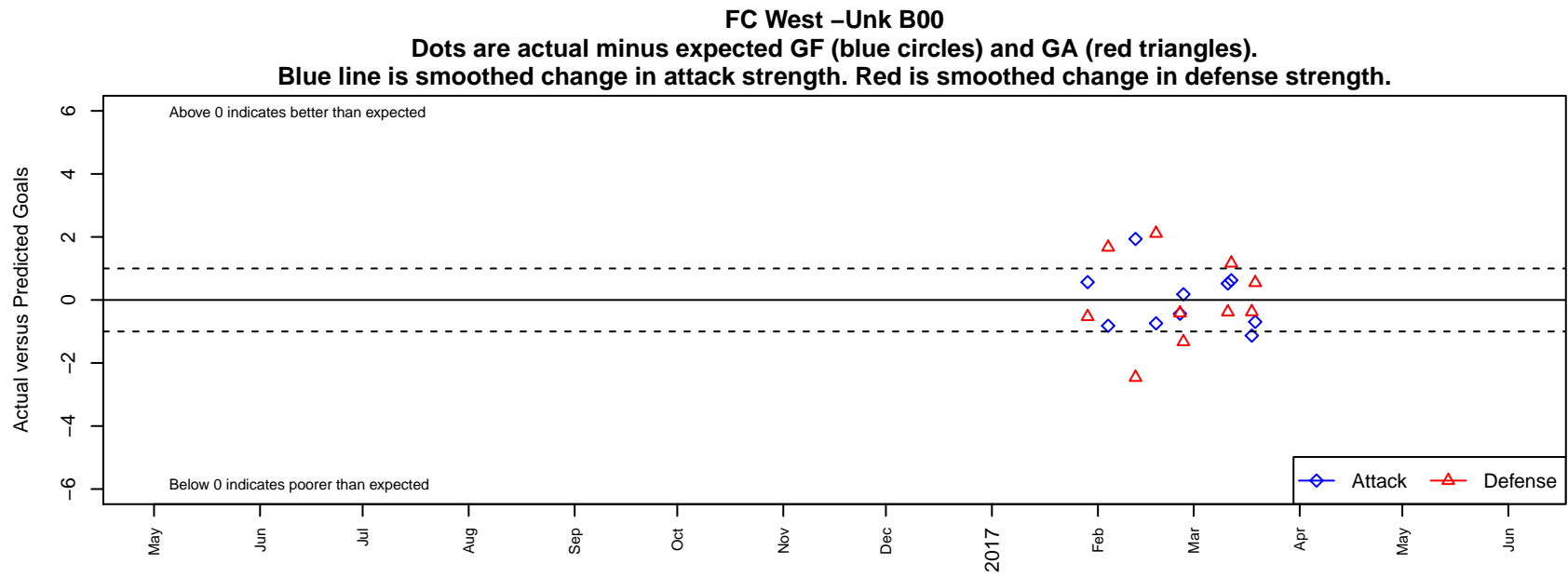


FC West -Unk B00

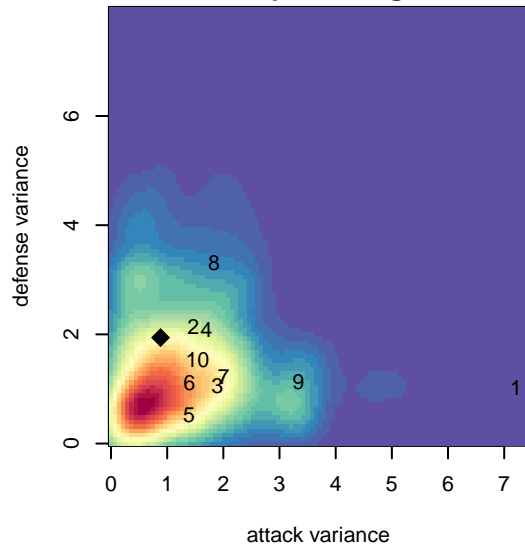
FC West
Forest Grove, OR
B00 total strength=1127
attack=2.67 defense=3.62
spr league = Win OYS B00 Div 1 White

alt names used:
FC West 00B

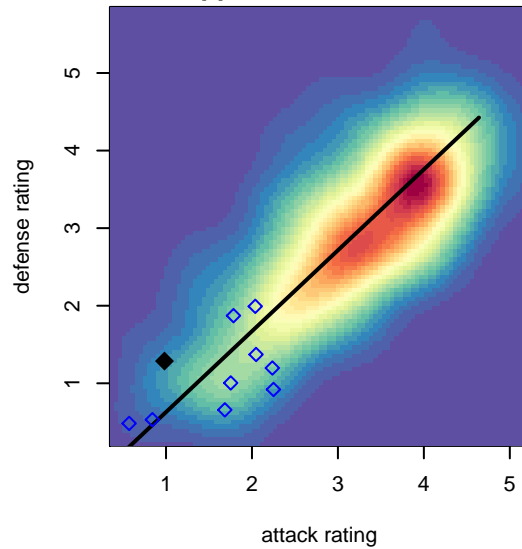
Venues played:
2016 Win OYS B00 Division 1 White



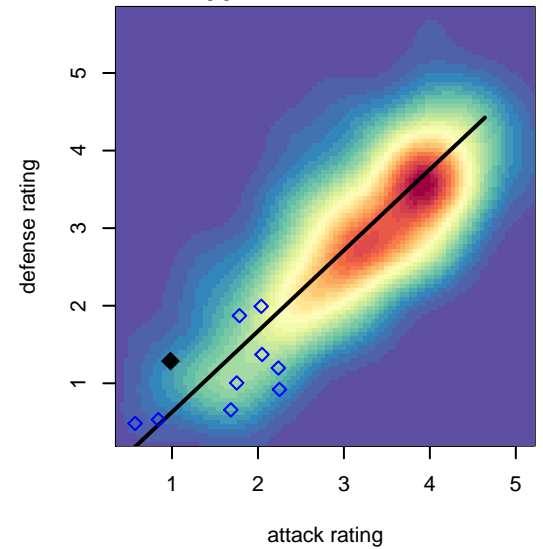
**attack and defense variance (black dot)
relative to other teams
and top 10 in region**



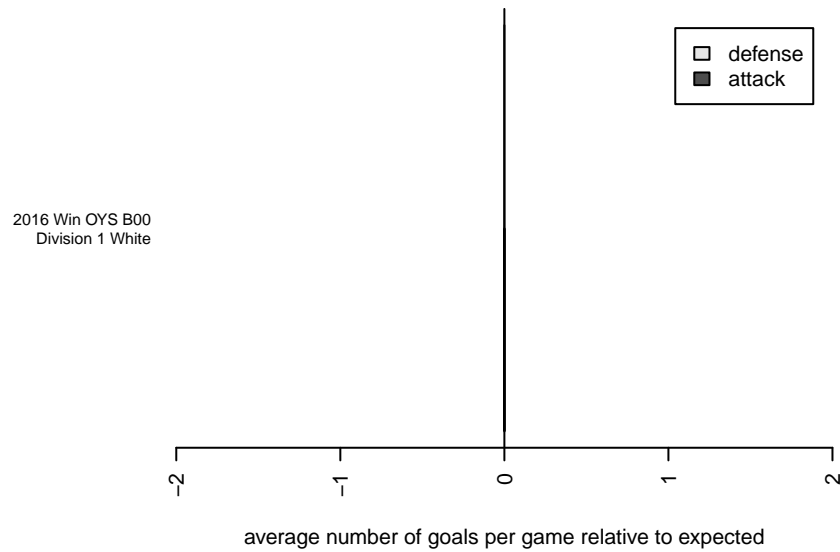
**attack and defense rating
relative to others at age
and all opponents in last 13 months**



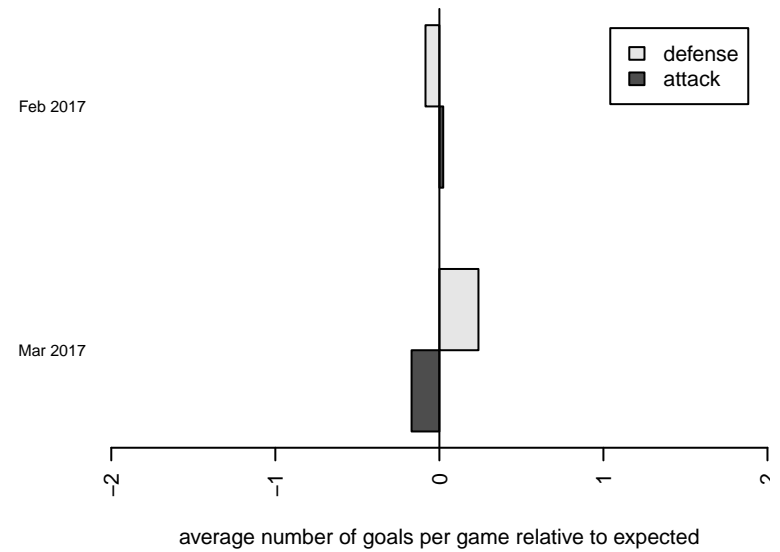
**attack and defense rating
relative to others at age
and all opponents in last 13 months**



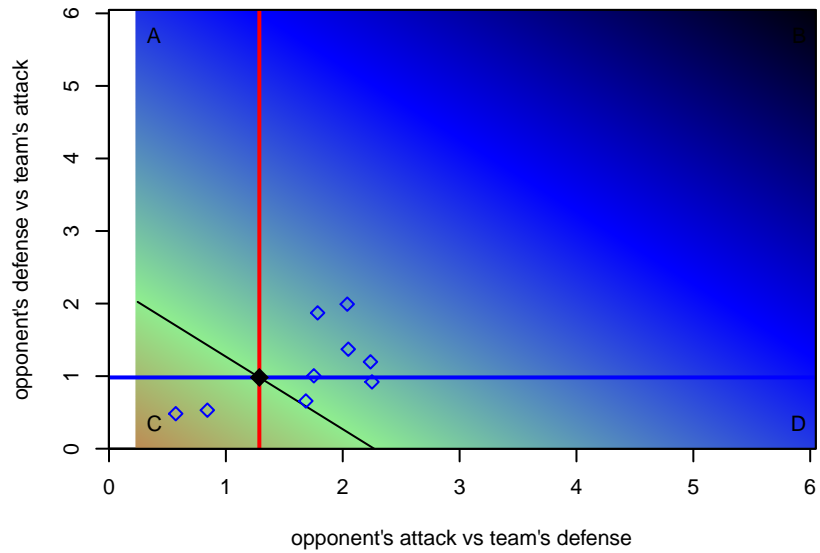
Performance relative to 13 month average



Performance relative to 13 month average



Distribution of opponents
 Red = Lose zone, Blue = Win zone, Green = Even
 Black line separates win/loze zones



lot. A=Neither has attack advantage, B=Opponent has both attack and defense advantage, C=Opponent has both attack and defense disadvantage, D=Both have

date	home		away		venue	pred.home	pred.away
2017-03-19	CSC Storm White B00	0	FC West -Unk B00	1	2016 Win OYS B00 Division 1 White	0.55	1.69
2017-03-18	FC West -Unk B00	0	Pelada FA Athletic B00	3	2016 Win OYS B00 Division 1 White	1.13	2.62
2017-03-12	FC West -Unk B00	1	NWSC Impact B00	1	2016 Win OYS B00 Division 1 White	0.37	2.16
2017-03-11	FC West -Unk B00	2	Westside Timbers Mundial B00	1	2016 Win OYS B00 Division 1 White	1.48	0.62
2017-02-26	Crossfire Oregon Green III B00	4	FC West -Unk B00	1	2016 Win OYS B00 Division 1 White	2.67	0.82
2017-02-25	4-H Real Madrid B00	2	FC West -Unk B00	0	2016 Win OYS B00 Division 1 White	1.58	0.44
2017-02-18	FC West -Unk B00	0	Crossfire Oregon Black B00	0	2016 Win OYS B00 Division 1 White	0.74	2.11
2017-02-12	PCU White B00	4	FC West -Unk B00	3	2016 Win OYS B00 Division 1 White	1.54	1.06
2017-02-04	FC West -Unk B00	0	Crossfire Oregon Green III B00	1	2016 Win OYS B00 Division 1 White	0.82	2.67
2017-01-29	RVSC Timbers White B00	2	FC West -Unk B00	2	2016 Win OYS B00 Division 1 White	1.47	1.44